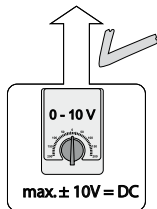


märklin
Z

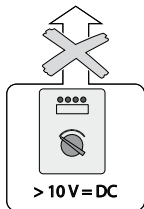


Modell der V 100 / BR 212
81400

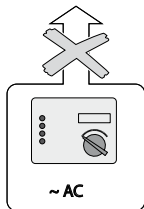


max. $\pm 10V = DC$

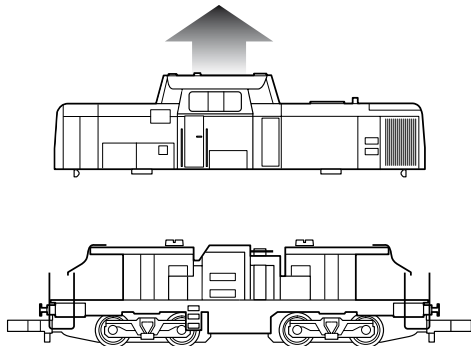
67011
67020 + 67030
67201
67271

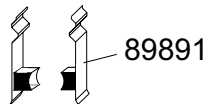



$> 10V = DC$

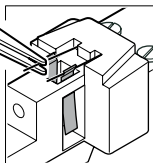
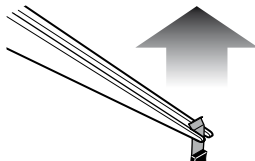


$\sim AC$

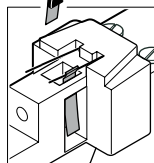




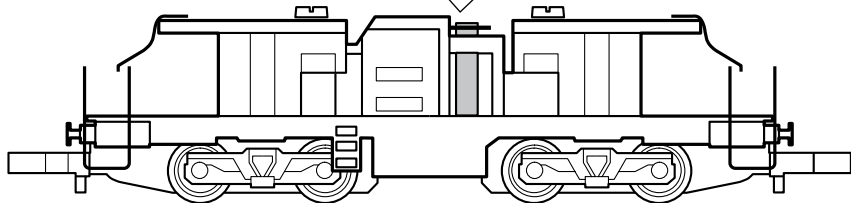
89891

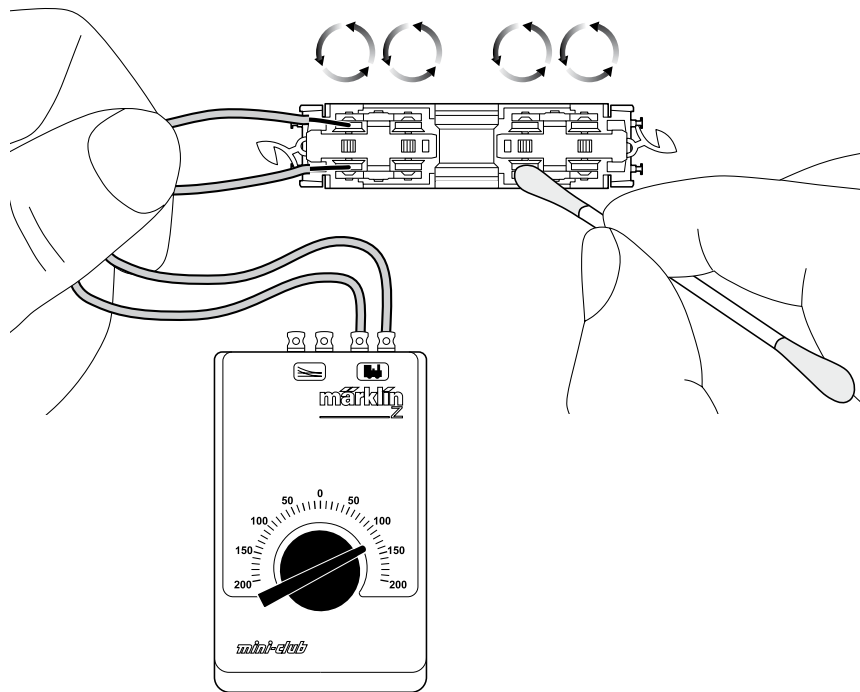


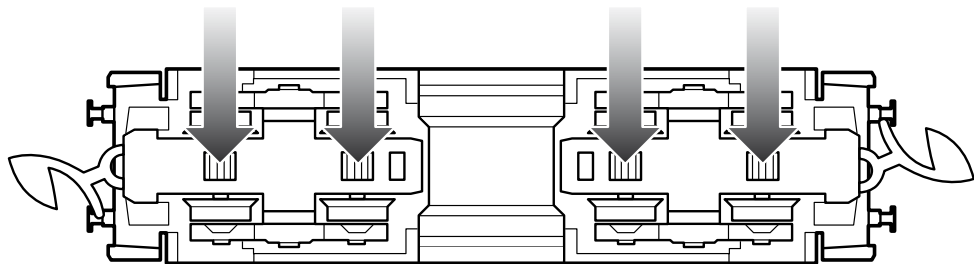

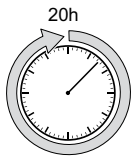
1



2

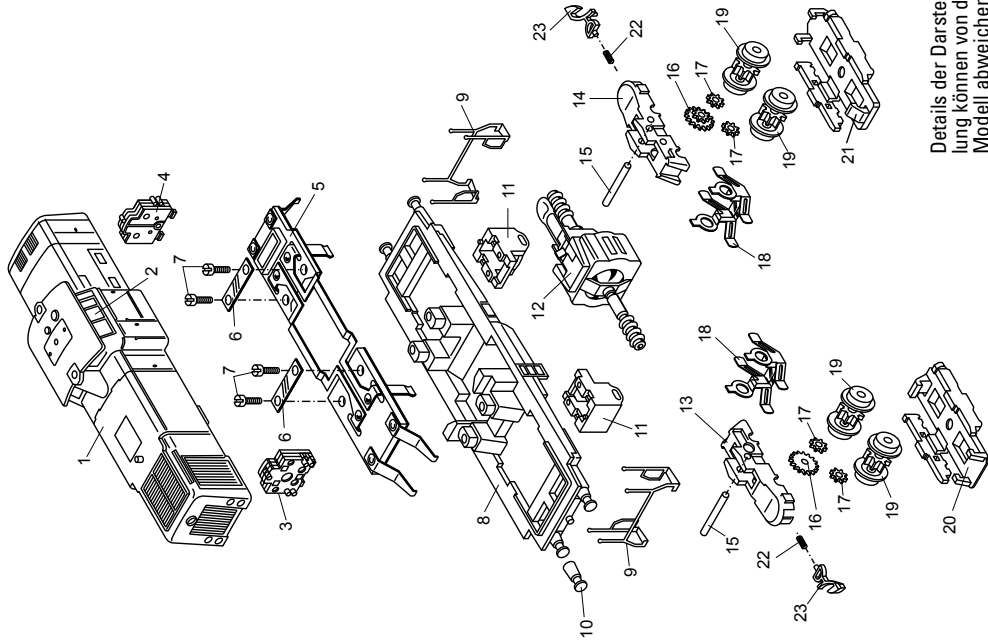






- Das verwendete Gleisanschlusskabel darf maximal 2 Meter lang sein.
- **ACHTUNG!** Funktionsbedingte scharfe Kanten und Spitzen.
- The wire used for feeder connections to the track may only be a maximum of 2 meters / 39 inches long.
- **WARNING!** Sharp edges and points required for operation.
- Le câble de raccordement à la voie utilisé ne doit en aucun cas dépasser deux mètres.
- **ATTENTION!** Pointes et bords coupants lors du fonctionnement du produit.
- De gebruikte aansluitkabel mag maximaal 2 meter lang zijn.
- **OPGEPAST!** Functionele scherpe kanten en punten.


1	Aufbau komplett	157 584
2	Fenstereinsatz	216 257
3	Beleuchtungseinheit vorn	216 259
4	Beleuchtungseinheit hinten	216 264
5	Leiterplatte	216 284
6	Unterlage	216 468
7	Zylinderschraube	786 460
8	Träger mit	157 586
9	Treppe	218 696
10	Puffer	761 480
11	Isolierung	216 272
12	Motor	211 906
13	Getriebegehäuse vorne	216 273
14	Getriebegehäuse hinten	216 275
15	Achse	260 720
16	Beisatzrad	223 493
17	Zahnrad	216 293
18	Isolierung	216 279
19	Treibradsatz	216 295
20	Drehgestellrahmen vorn	216 277
21	Drehgestellrahmen hinten	216 278
22	Druckfeder	765 680
23	Kupplungshaken	704 200



Details der Darstellung können von dem Modell abweichen.

Gebr. Märklin & Cie. GmbH
Stuttgarter Str. 55 - 57
73033 Göppingen
Deutschland
www.maerklin.com




www.maerklin.com/en/imprint.html

157760/0512/Sm3Ef
Änderungen vorbehalten
© Gebr. Märklin & Cie. GmbH